

Register Your Company:

Company Information

* indicates a required field.

Company: *	<input type="text" value="CTIA - The Wireless Association"/>
Booth Number:	<input type="text" value="1234"/> <input type="checkbox"/> I do not have a booth, please send me information on exhibiting.
Address 1: *	<input type="text" value="1400 16th Street, NW"/>
Address 2:	<input type="text" value="Suite 600"/>
City: *	<input type="text" value="Washington"/>
State: *	<input type="text" value="DC"/>
Zip: *	<input type="text" value="20036"/>
Country:	<input type="text" value="USA"/>
Phone: *	<input type="text" value="202-736-3674"/>
Fax: *	<input type="text" value="202-736-3686"/>
URL: *	<input type="text" value="www.ctiashow.com"/>

Agency Information (if applicable)

If this information is not currently available, you can log in and update later.

Agency:	<input type="text"/>
Address 1:	<input type="text"/>
Address 2:	<input type="text"/>
City:	<input type="text"/>
State:	<input type="text"/>

First Name: *	<input type="text" value="Heather"/>
Last Name: *	<input type="text" value="Lee"/>
Title: *	<input type="text" value="AVP, Marketing"/>
Email: *	<input type="text" value="hlee@ctia.org"/> You will use this email address to login.
Password: *	<input type="password"/> 6-10 characters
Re-Enter Password: *	<input type="password"/>

» Use company contact information in fields below

» Use agency contact information in fields below

Address 1: *	<input type="text" value="1400 16th Street, NW"/>
Address 2	<input type="text" value="Suite 600"/>
City: *	<input type="text" value="Washington"/>
State: *	<input type="text" value="DC"/>
Zip: *	<input type="text" value="20036"/>
Country	<input type="text" value="USA"/>
Phone No: *	<input type="text" value="202-736-3674"/>
Fax No: *	<input type="text" value="202-736-3686"/>

[Submit Information](#)

Part I - Product Information:

A separate submission must be completed for each product or application.

If submitting the same product or service in multiple categories, please do so by completing a separate product submission for each desired category.

Please Note:

- You will be able to update and edit this product's entry information until payment is made.
- This information will be viewed and utilized during the judging and public voting process.

PLEASE CHOOSE ONE CATEGORY:

Mobile CE (Consumer Electronics)

- Mobile CE - Phone or Smartphone - Any feature phone or smart phone.
- Mobile CE - Accessory - Any wireless accessory such as headsets, headphones, speakers, visual display solutions etc.
- Mobile CE - Fashion & Lifestyle Product - Any wireless product or device that has fashion or lifestyle appeal such as wirelessly enhanced clothing, fashion accessories etc.

Luxury Mobile [New Category!]

- Luxury Mobile - Any luxury brand wireless device, application, accessory, fashion or lifestyle product.

Mobile Applications (End-user Applications)

- Mobile Applications - Entertainment/Social Networking - Apps dedicated to entertainment, gaming, leisure or social networking.
- Mobile Applications - Health/Public Safety/Transportation - Apps geared toward health, fitness, safety or transportation.
- Mobile Applications - Prosumer/Business Productivity - Organization tools, schedulers, activity trackers etc.
- Mobile Applications - Mobile Money - Mobile wallet, payment, money management applications etc.

Enterprise & Vertical Market Solutions

- General Enterprise or Business Solution - Any wireless hardware or software solution that helps to solve or fill enterprise need.
- Enterprise - Mobile Marketing or Advertising Solution - Any service or solution that facilitates marketing or advertising on mobile devices.
- Enterprise - Healthcare Solution - Any wireless hardware or software solution for the healthcare industry e.g. hospitals, private practices, pharmaceuticals etc.
- Enterprise - Energy Solution - Any wireless hardware or software solution that promotes the conservation of energy.

Green Solutions

- Green Solution - Any hardware or software solution, product or application that promotes the conservation of resources.

Network Infrastructure



- Network Infrastructure - In-building/Local Area Network Solution - Any in-building network solution including femto cells.
- Network Infrastructure - Wide Area Network

PRODUCT INFORMATION:

Formatting Guidelines:

- To ensure a consistent online display for all product submissions, only unformatted plain text should be entered into the fields below.
- Please do not cut and paste directly from Word documents or emails.
- After saving product information, double-check your entry for odd spacing, special characters that have changed into question marks, or other odd marks.
- The information you provide on this online submission form will be used in the judging website, the public voting site (unless product is embargoed) and on the description placards CTIA will be creating for your product display so please double-check for accuracy & formatting. Once your entry is finalized, no further changes will be allowed.
- CTIA will not be able to make any edits to finalized entries.

* Indicates a required field.

<p>* Name of Product:</p> <p>(As it should appear in print)</p>	<p>Product Name</p>
<p>* Short Description of Product:</p> <p>(As it should appear in print)</p> <p>This information will be used on description cards and placards  within the onsite display at International CTIA Wireless and on the judging and voting web sites.</p> <p>View Sample </p>	<p>Limit 800 characters w/spaces</p> <div style="border: 1px solid #ccc; padding: 5px; min-height: 40px;"> <p>A short description of my product that will appear in the online judging site, the E-Tech public voting site and on the description placards used in the E-Tech Showcase at International CTIA WIRELESS 2010.</p> </div> <p>205 characters</p> <p><input type="button" value="Check Spelling"/></p>
<p>* Full Description of Product:</p> <p>(As it should appear in print)</p> <p>This information will appear on the judging and voting websites and will be used to evaluate your entry.</p>	

A much longer, in-depth description of my product that will be seen and used by the panel of judges who will be scoring the entries. This description will provide a clear and concise look at my product, what it does and its impact on the wireless industry and/or marketplace.

The judges will rely heavily on this description to educate themselves on my product and make important scoring decisions that will determine whether or not my product wins.

This information will also be made available on the E-Tech public voting site as long as my product is not embargoed. My industry peers will also use this information to determine whether or not they vote for my product as a "Favorite" which will help me win "Best Online Pick."

Check Spelling

Demo URL:

<http://www.demoURL.cor>

If available, please provide a link to any online or downloadable demonstrations of your product.

*** Target Market:**

Provide a little detail on who the target market is for my product or service i.e. tier 2 wireless service operators or healthcare administrators, young professionals, youth market etc.

Check Spelling

*** Please describe what differentiates product/service from competing products/services:**

Provide a concise argument on how my product or service is different or unique from all others in the marketplace.

Check Spelling

*** When was product launched?**

February 1 2010

If not currently on the market, enter expected product launch date.

Products launched prior to October 1, 2009 are not eligible.

*** Is product currently on the market?**

Yes No

	If no, when will it be available? February 1 2010
* Where can product be purchased?	At all major consumer electronics outlets. <input type="checkbox"/> N/A
* What is product's price range?	\$99.00 - \$199.00 <input type="checkbox"/> N/A Ex. \$50.00 - \$100.00
Check box if product should be embargoed:	<input checked="" type="checkbox"/> Embargo this product Embargo until February 1 2010 Please note: <ul style="list-style-type: none"> • Embargoed entries will still be viewed by a panel of judges for the online judging and scoring. While CTIA will ask each judge in advance to honor all embargoed submissions, we cannot assume any responsibility for the independent actions of our judges. • If the embargo date changes, it is the entrant's responsibility to notify CTIA in writing and by phone. Should the judges also need to be notified, it is the entrant's responsibility to do so in writing and by phone - CTIA will provide contact information for judges should this become necessary. • Embargoed entries will be omitted from the public voting site until the embargo expiration date. <p>I have read the statements regarding embargoed submissions and I agree to those terms and conditions. I agree that CTIA is not responsible for the independent actions of the judges. I understand that CTIA cannot provide any guarantees that the information will remain confidential until that date.</p> <input checked="" type="checkbox"/> * I Agree

Product Name 

[Product Information](#) > [Online Display Materials](#) > [Onsite Display Materials](#) > [Finalize Entry](#)

Part II - ONLINE Materials:


You can upload up to three (3) product photos and one (1) product information sheet for each product submission.

Please Note:

- This information will be viewed online and utilized during the judging and public voting process*.
- Large photos will be scaled to a maximum width/height of 700px after upload.
- If you experience upload problems, try reducing photo dimensions and resaving files using Photoshop or a similar graphics software program.
- Photo titles should not include special characters or long text.

* Embargoed entries will not appear on the public voting website.

Enter a new file path in the fields below to upload a new photo or replace a previously uploaded file:

<p>Product Photo 1:</p> <p>View Current Photo </p> <p>A thumbnail version of this photo will be used as the primary image in the judging and public voting sites.</p>	<input type="text"/> <input type="button" value="Browse..."/> <input type="button" value="Update Photo"/> <input type="button" value="Delete Photo"/> <p>- File must be in JPG or GIF format and cannot exceed 2MB in size.</p>
<p>Product Photo 2:</p> <p>No current photo</p>	<input type="text"/> <input type="button" value="Browse..."/> <input type="button" value="Upload Photo"/> <p>- File must be in JPG or GIF format and cannot exceed 2MB in size.</p>
<p>Product Photo 3:</p> <p>No current photo</p>	<input type="text"/> <input type="button" value="Browse..."/> <input type="button" value="Upload Photo"/> <p>- File must be in JPG or GIF format and cannot exceed 2MB in size.</p>
<p>Sell sheet or relevant product information:</p> <p>No current file</p>	<input type="text"/> <input type="button" value="Browse..."/> <input type="button" value="Upload File"/> <p>- File must be in PDF, JPG, or GIF format and cannot exceed 1MB in size.</p>

Product Name

Product Information > Online Display Materials > Onsite Display Materials > Finalize Entry

Part III - ONSITE Display Materials:

All entrants are strongly encouraged to submit a physical product to be displayed in the special E-Tech showcase at International CTIA WIRELESS 2010.

- The physical display is a premium opportunity for added exposure and promotion of your product or service!
[Click here to see photos of past E-Tech Showcases.](#)
- The physical display does not impact or play a role in the online judging that takes place prior to International CTIA WIRELESS 2010; however, it is MANDATORY in order to be eligible to win "Best In Show."
- ALL entrants must abide by all rules, guidelines and deadlines listed in the [Onsite Display Eligibility, Rules & Guidelines](#) document.


Display Items:	<table border="1"><thead><tr><th>Qty.</th><th>Item Name</th><th>Description <small>(Include manufacturer name & model #s when possible)</small></th></tr></thead><tbody><tr><td><input type="text" value="1"/></td><td><input type="text" value="Handheld Device"/></td><td><input type="text" value="ABC manf. #123 - Slider phone w/full QWER"/></td></tr><tr><td><input type="text" value="0"/></td><td><input type="text" value="Bluetooth Accessory"/></td><td><input type="text"/></td></tr></tbody></table>	Qty.	Item Name	Description <small>(Include manufacturer name & model #s when possible)</small>	<input type="text" value="1"/>	<input type="text" value="Handheld Device"/>	<input type="text" value="ABC manf. #123 - Slider phone w/full QWER"/>	<input type="text" value="0"/>	<input type="text" value="Bluetooth Accessory"/>	<input type="text"/>
	Qty.	Item Name	Description <small>(Include manufacturer name & model #s when possible)</small>							
<input type="text" value="1"/>	<input type="text" value="Handheld Device"/>	<input type="text" value="ABC manf. #123 - Slider phone w/full QWER"/>								
<input type="text" value="0"/>	<input type="text" value="Bluetooth Accessory"/>	<input type="text"/>								
	<p><input type="button" value="Add Additional Item"/> To remove an item, set Qty. field to 0 and click "Save & Continue" below.</p>									
	<p><input type="text" value="1"/> Total number of pieces that will be coming to CTIA for this submission</p>									
Demo Instructions for Product: (As it should appear in print) If applicable, please provide short and concise instructions on how to demo your product. Please limit to 5 steps or less as longer instructions will be modified without notice.	<p>Limit 300 characters w/spaces</p> <div><p>Step 1: Find and click the "CTIA" Icon on the homescreen Step 2: Select "Show News" to see the latest in show updates Step 3: Select "Schedule" to see the full schedule of events Step 4: Select "Connect" to network with other attendees</p></div> <p><input type="text" value="238"/> characters</p> <p><input type="button" value="Check Spelling"/></p>									

You will not need to provide any description cards or display labels, CTIA will be creating [description placards](#)  for all physical submissions containing the following information: *

- Category of Submission
- Company Name
- Product Name
- Short Product Description
- Company Website Address
- Booth Number
- Price Range (if applicable)
- Market Availability
- Demo Instructions (if applicable)
- Vote Code (this code is used by those voting for your product to win "CTIA's Best in Show 2010" using short code voting.)

[View sample of the description placard.](#) 

** This text will be pulled verbatim from your online submission forms. If text is too long, CTIA will edit without notice.*

[View Onsite Display Eligibility, Rules & Guidelines](#) 

I have read Onsite Display Materials Guidelines and agree to abide by those rules in my submission and understand that I must follow the guidelines.



Finalize Submission

This page shows exactly how your entry will appear to the expert panel of judges and on the CTIA 2010 E-Tech microsite (if your entry has been embargoed it will not appear on the public microsite).

Please review your entry for the following:

- The correct category has been selected for your product.
- Any product images or files you may have uploaded are appearing correctly.
- Check for odd spacing, special characters that have changed into question marks, or other odd marks.

You may edit your entry until you submit payment. Once payment is submitted, the entry will be locked and unavailable for editing of any kind. You will not be able to update the product's descriptions, photos, etc.

CTIA will not be able to make any edits to finalized submissions.

You must review your submission and check the box using the form at the bottom of this page before you can submit payment and finalize your entry.


[Close Window](#)

Make Payment > Select Products



Select the products you want to submit. The first submission costs \$300 and additional entries cost \$200. Entry fees are non-refundable and non-transferable.

Please Note:

- After payment is submitted, the entry will be locked and unavailable for editing of any kind. You will **not** be able to update the product's description, photos, etc.
- CTIA will not be able to edit or change any entries once payment is submitted and has been finalized.
- If you experience problems submitting payment, please contact MiChele Solomon at msolomon@ctia.org.
- Product submissions without full payment will not be included or considered in the E-Tech Awards.

Select Product	Product Name
<input checked="" type="checkbox"/> Review Submission 	Product Name

Total \$

- [View Awards Submission Eligibility, Rules & Guidelines](#) 
- [View International CTIA WIRELESS 2010 Rules & Regulations](#) 

- I have read the Complete [Submission Eligibility Rules & Guidelines](#) and the Complete [Show Rules and Regulations](#) and agree to abide by those rules in my submission(s).

[Continue To Payment Information >>](#)

[Cancel](#)

Make Payment > Payment Information

* indicates a required field.

Name on Card:*	<input type="text"/>	<input type="text"/>
	First Name*	Last Name*
Credit Card Number:*	<input type="text"/>	
	(no spaces or dashes)	
Expiration Date:*	<input type="text" value="01"/>	<input type="text" value="2010"/>
Security Code:*	<input type="text"/>	WHAT'S THIS?
Card Type:*	<input type="text" value="American Express"/>	
Billing Address:*	<input type="text"/>	
Address 2:	<input type="text"/>	
City:*	<input type="text"/>	
State:*	<input type="text"/>	
Zip:*	<input type="text"/>	
Country:*	<input type="text"/>	
Email Address:*	<input type="text"/>	
Total:	\$300	

[Continue To Payment Preview/Confirmation >>](#)

[Cancel](#)